

How to list your place on 9flats

It's quick, easy (and free) to upload your accommodation on 9flats.com. Then, you can start earning money with your spare room, flat or mountain hut and enjoy meeting people from all over the world.

1 Sign up to 9flats.com 

www.9flats.com/users/sign_up

2 Complete your personal profile 

www.9flats.com/profile/edit

3 Showcase your place 

www.9flats.com/places/new



>> Watch our 'How to list your place' video

“ I'm earning €49 a night, every night of the week, from a room I wasn't using anyway. I can't believe how easy it's been. ”

Oliver R, Berlin host



 **Any questions?**


Email support@9flats.com

Call +44 (0) 2035 149 450 (Mon-Fri, 8am-5pm GMT)

[More tips and how-to videos >](#)

 [Read our blog >](#)

 [Like us on Facebook >](#)

 [Follow us on Twitter >](#)

1 Sign up to 9flats.com >

www.9flats.com/users/sign_up

We just need a few details...

1. Click on **Sign up** at the top right of our homepage

2. Sign up instantly with your Facebook account or fill in your name, email address and password

3. Accept our terms of service

4. Click the **Create account** button

5. Check your email account for a confirmation email

6. Click on the link in the email to activate your account



2 Complete your personal profile >

www.9flats.com/profile/edit

Your guests want to know who they're staying with...

1. **Log in** with your email address and password

2. Go to **Account** and then **Profile**

3. Upload a nice picture of yourself (please not a company logo or your cat!)

4. Write something about yourself. What are your hobbies? Your favourite holiday destination? How long have you lived in your town? Why do you want to host 9flats guests?

5. Click the **Save** button

tip: 70% of booked places have a host photo

3 Showcase your place

www.9flats.com/places/new

Tell us about your accommodation. Why should a guest choose you?

1. Click the **List a place** button at the top of the homepage



2. Fill out the exact address, and choose your price per night

tip: choose a low price to begin with, then increase it as you start getting good reviews

2. **Where are you located?**

Country *

Street *

District

City *

Postcode

State/Region

Phone *

Emergency phone

How can a guest reach someone in an emergency?

3. Tell guests about your place. Make this as detailed as possible: describe your local area and let guests know if you offer extras like breakfast, tea or coffee or local tips, or if you ask for a security deposit

3. **Descriptions**

Language * (Your original text)

Description *

Describe your place as accurately as possible.

4. You can add translations if you like, but if not, guests can automatically translate them on our site

4. **Translations of your descriptions**

We will try, with the help of Google Translate, to automatically translate your accommodation description into the remaining 9flats.com languages.

These additional languages will greatly improve the chances that guests from other countries will find and book your accommodation.

After successful translation you can edit translated descriptions by yourself on the next page.

5. **Save & continue**

5. Click the **Save & continue** button

6. On the next page, add good quality, well-lit photos of your place and tick the appropriate amenities boxes (guests can use these keywords to search our site)

Upload great photos of your place!

We recommend a picture size of not more than 2 MB, with an aspect ratio of 3:2. Photos in a landscape format look better!

6. **Add a photo**

7. Check all the details are right, including your location on the map

7. **Address**

Enable Google Streetview if enabled, users will see the outside of your street or house

Country *

Street *

District

City *

Postcode

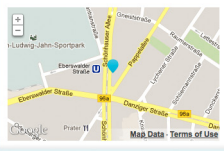
State/Region

Phone *

Emergency phone

How can a guest reach someone in an emergency?

This is how your place looks on the map. Is it in the right place? If not, drag the marker to the position that best matches your location. Please also check that you've entered the correct address.



8. **Save**

8. Click **Save**

9. On the next page, click **Publish**, and that's it! You're online and ready to receive your first guest

You own this place

Lovely Cornwall cottage not listed

9.

We wish you lots of success as a 9flats host.

 **Any questions?**


Email support@9flats.com

Call +44 (0) 2035 149 450 (Mon-Fri, 8am-5pm GMT)

[More tips and how-to videos >](#)

 [Read our blog >](#)

 [Like us on Facebook >](#)

 [Follow us on Twitter >](#)